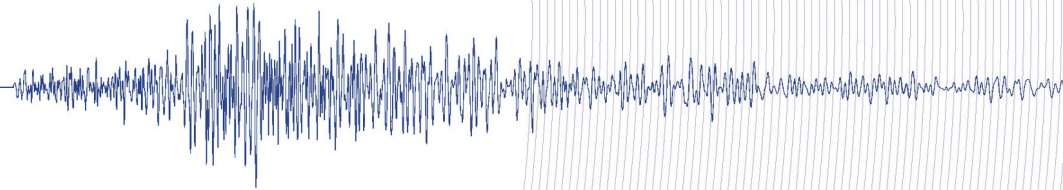




Australian Society of Exploration Geophysicists



Finance Update & Audit Report

Annual General Meeting 2023

Yvette Poudjom Djomani
ASEG Treasurer

Audited Profit & Loss

INCOME	2022	2021
Membership	94,886	88,473
Meetings & Events	38,571	66,871
Education	34,091	0
Publications	117,447	114,528
Conference	38,960	0
Interest received	3,425	4,378
other	57,833	42,229
Total Income	\$385,213	\$316,479
Expenditure	2022	2021
Membership	4,618	6,492
Meetings & Events	90,833	66,085
Education	36,792	900
Publication	79,261	103,140
Financial/Audit/Insur.	11,549	10,400
RF + Scholarships	47,000	30,000
Secretariat	94,651	98,309
Website	3,799	16,934
Confrence	29,504	0
Other	\$56,273	56,503
Total Expenses	\$454,280	\$388,763
Profit / Loss	2022	2021
	-\$69,067	-\$72,284

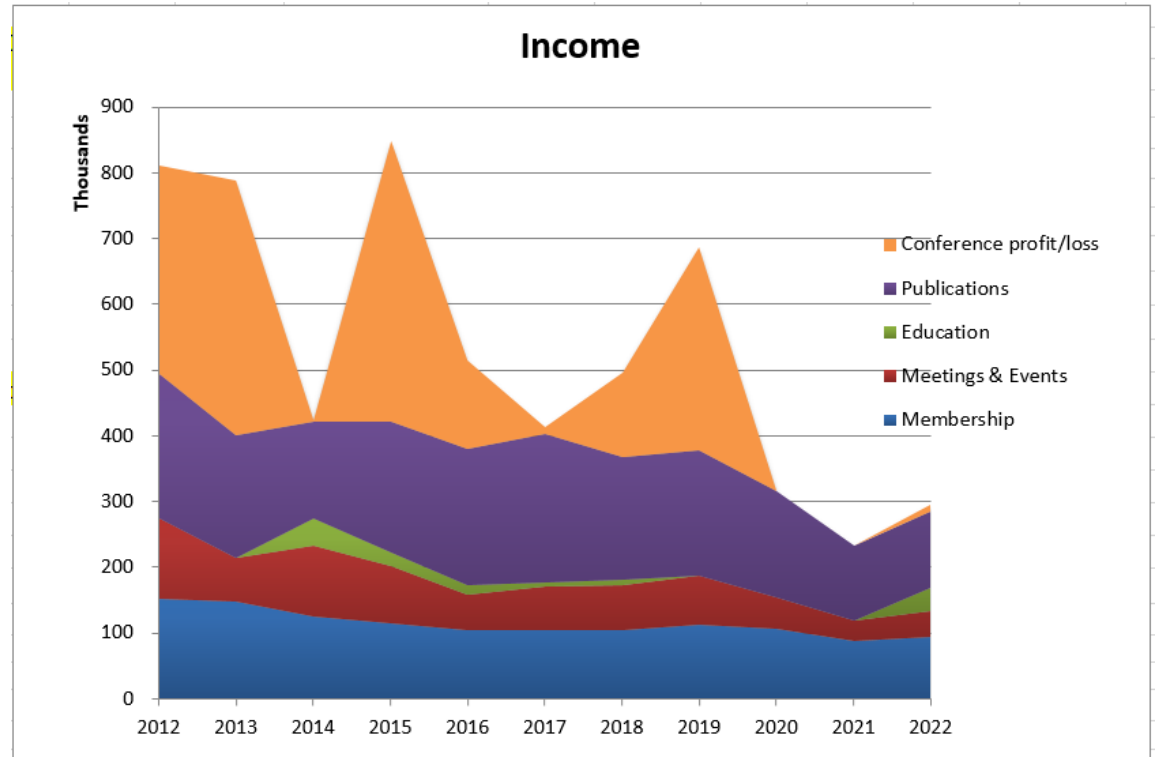


Audited Profit & Loss

INCOME	2015	2016	2017	2018	2019	2020	2021	2022
Membership	115,099.59	105,016.47	104,914.60	104,112	111,947.00	106,355	88,473.00	94,886
Meetings/Events	85,871.00	54,152.29	64,949.00	69,241.00	76,019.00	48,685	30,280.00	38,571
Education/CAGE	22,074.09	13,437.00	6,313.00	7,969.00	0.00	0.00	0.00	34,091
Publications	197,789.92	207,996.00	226,080.00	186,196.00	189,269.00	160,066	114,528	117,447
Conferences	430,542.82	137,330.99	11,656.48	131,026.00	320,279.00	0	0.00	38,960
Financial	15,393.00	27,724.00	20,771.92	16,414.00	12,955.00	8,125	4,378.00	3,425
SAEMC/Spons/Wine	0.00	0.00	0.00	682	781	468	78,820.00	57,833
Total Income	866,770.42	545,656.75	434,685.00	515,640	711,250.00	323,699	316,479.00	385,213
EXPENSES								
Membership	7,604.00	5,829.00	5,979.00	10,664.00	6,391.00	6,755.00	6,492.00	4,618
Meetings/Events	125,587.00	100,123.00	84,836.00	109,765.00	95,300.00	64,952.00	66,085.00	90,833
Education/CAGE	44,754.00	46,386.34	26,287.00	3,795.00	6,424.00	2,856.00	900	38,983
Publications	346,934.00	258,826.00	293,037.00	378,485.00	65,215.00	71,926.00	103,140.00	79,261
Conferences	2,629.27	3,959.28	1,702.00	2,657.00	10,000.00	0.00	0.00	29,504
Financial	14,285.64	11,622.14	12,353.10	10,521.00	6,993.00	10,739.00	10,400.00	11,549
RF & Awards	120,365.00	125,063.00	65,936	37,624.00	15,219.00	45,654.00	41,390.00	47,000
Secretariat	88,664.00	82,798.00	71,295.00	94,665.00	113,527.00	88,636.00	98,309.00	94,651
Website	395.00	44,850.83	2,240	6,061.00	5,380.00	5,866.00	16,934.00	3,799
Wine/Spons/postage/station	34,771.00	34,570.00	13,958	4,641.00	57,978	3,484	45,113.00	54,082
Total Expenses	785,988.91	714,027.59	577,623.10	658,878.00	382,427.00	300,868.00	388,763.00	454,280.00
Profit/Loss	\$80,781.51	-\$168,370.84	-\$142,938.10	-\$143,238.00	\$328,823.00	\$22,831.00	-\$72,284.00	-\$69,067.00

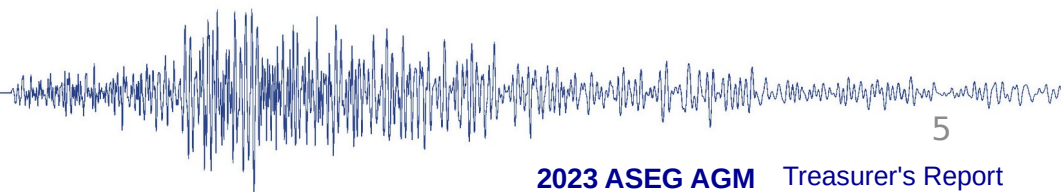
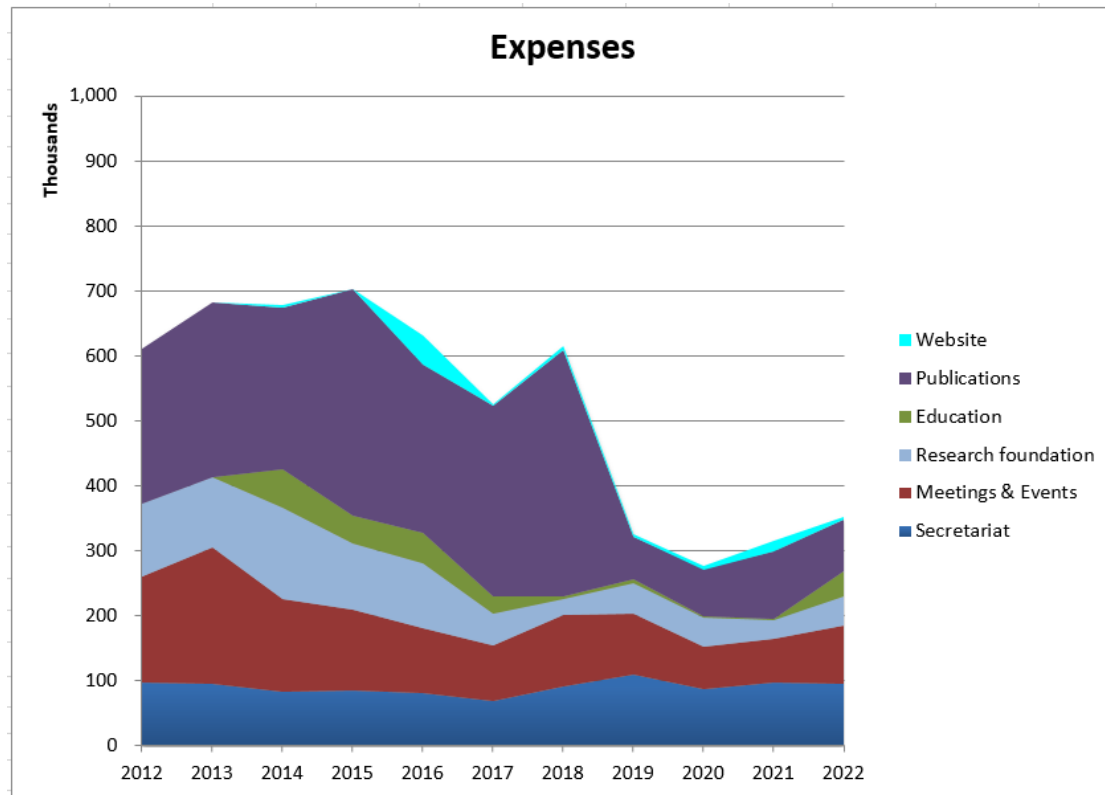
Income 2012-2022

- The peaks correlate with years when the society held a conference. The AEGC21 conference financials are included in this 2022 report.
- Although there was a low in 2021, there's a net increase in 2022 (Sales of Doug Morrison's book).
- The education category is picking up. The main income was from sponsorship received for the Camp for Applied Geophysics Excellence (CAGE).



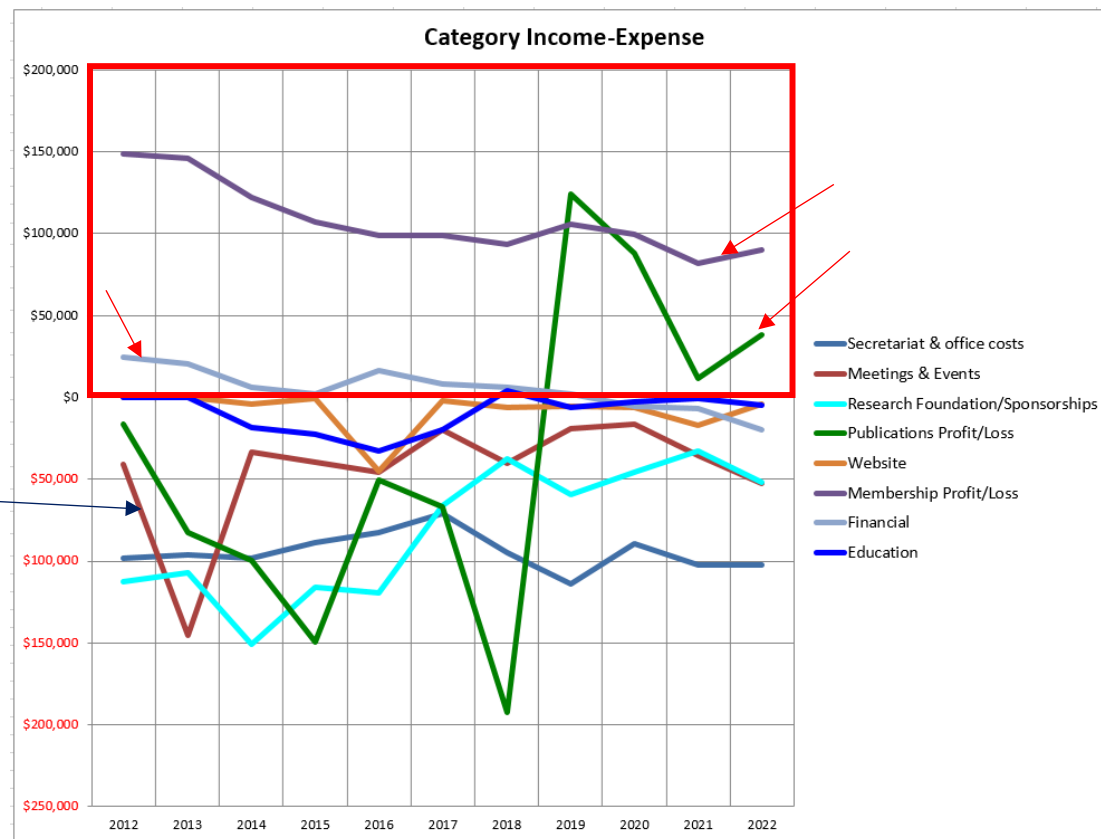
Expenses 2012-2022

- Education expenses have increased because of the CAGE (accommodation, flights, meals).
- Increase in website fees due to the major change to the website services, new website underway.
- Research Foundation – the ASEG continues to offer scholarships to university students for their Masters and PhD studies.



Profit/Loss by Category 2012-2022

- Publications, Membership and Financials are profitable items.
- Financials (interests received from Term deposits minus fees) are decreasing due to low interest rates now available.
- Meetings and events are run as a loss, a way for the ASEG to give back to the members
- Education, website and Research Foundation are a loss but important items to the society and its members



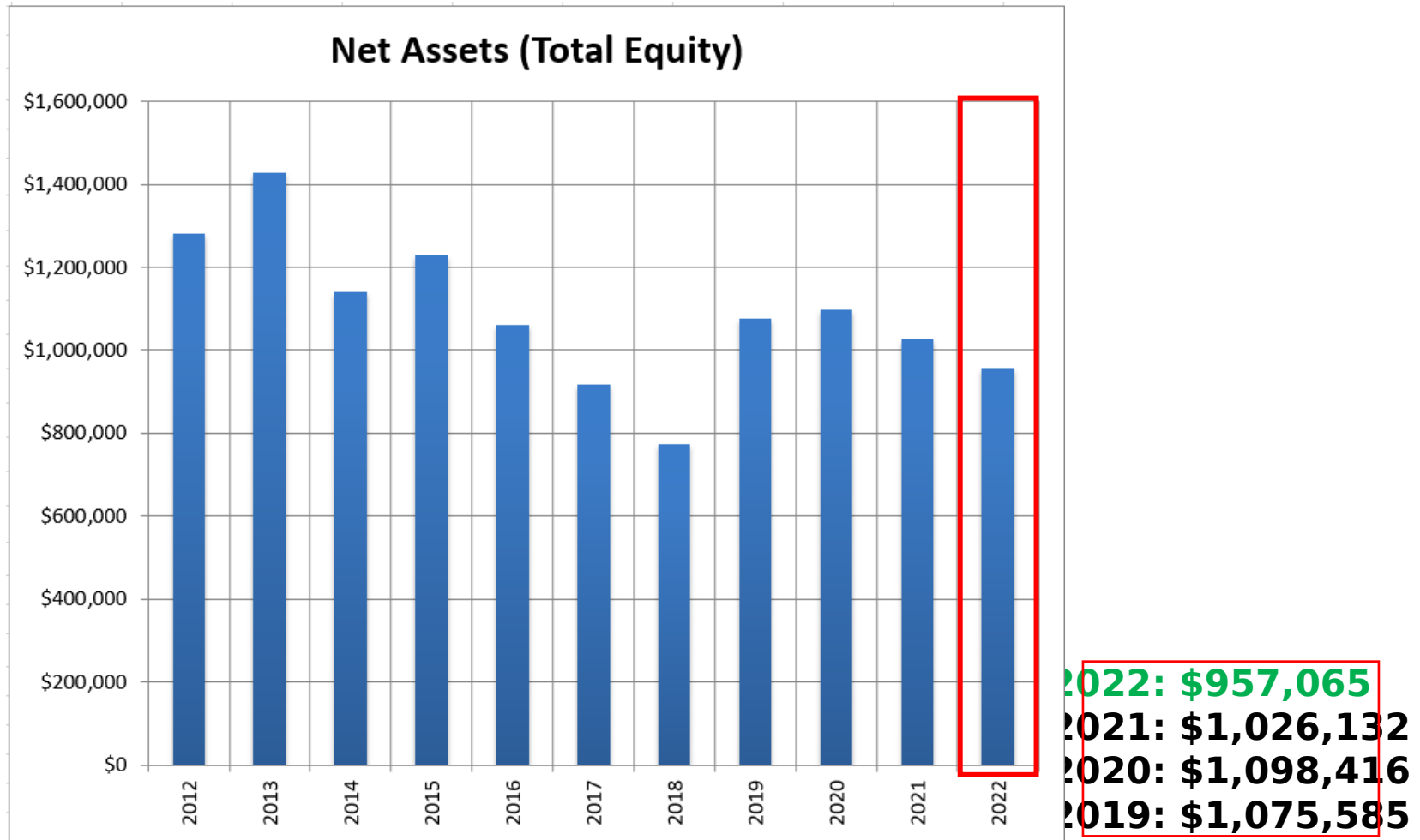
Annual Net by Main Activity 2017-2022

- Membership and Publications remain the main source of income
- Conferences were very profitable in 2018 and 2019, but have decreased since the COVID-19 pandemic
- All the other major items are expenses for the benefits of the members

Activity	2017	2018	2019	2020	2021	2022
Membership	\$98,936	\$93,449	\$105,556	\$99,600	\$81,981	\$90,268
Meetings/Events	-\$19,887	-\$39,841	-\$19,281	-\$16,267	-\$55,470	-\$52,262
Education	-\$19,974	4,174	-\$6,424	-\$2,856	-\$900	-\$4,892
Publications	-\$66,957	-\$192,861	\$124,054	\$88,140	\$11,388	\$38,186
Conference	\$9,954	\$128,257	\$310,279	\$0	\$0	\$9,456
Research Foundation						
/Sponsorship	-\$65,918	-\$37,624	-\$59,119	-\$45,636	-\$33,024	-\$52,000
Website	-\$2,240	-\$6,061	-\$5,380	-\$5,866	-\$16,934	-\$3,799
Financial	\$8,414	\$5,892	\$2,213	-\$5,173	-\$6,544	-\$6,870
Secretariat/Admin	-\$71,310	-\$95,083	-\$114,335	-\$89,375	-\$102,608	-\$102,708
Profit/Loss - Mains	-\$128,982	-\$139,808	\$337,563	\$22,567	-\$102,446	-\$97,375



Balance Sheet 2012-2022



ASEG finance committee



Yvette Poudjom Djomani
Chair



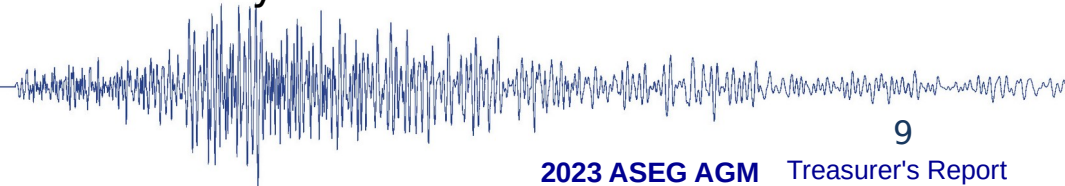
Katarina Van Der Haar



Terry Crabb



Danny Burns



4. Treasurer's Report

*Opportunity to ask questions through the Chair
Or from the audience*



Motion 3:

The Annual General Meeting accepts the 2022 report of the Treasurer

