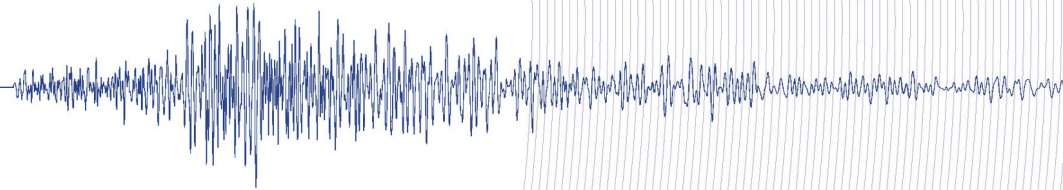




Australian Society of Exploration Geophysicists



Finance Update & Audit Report

2021 ASEG AGM

Audited Profit & Loss (accrual)

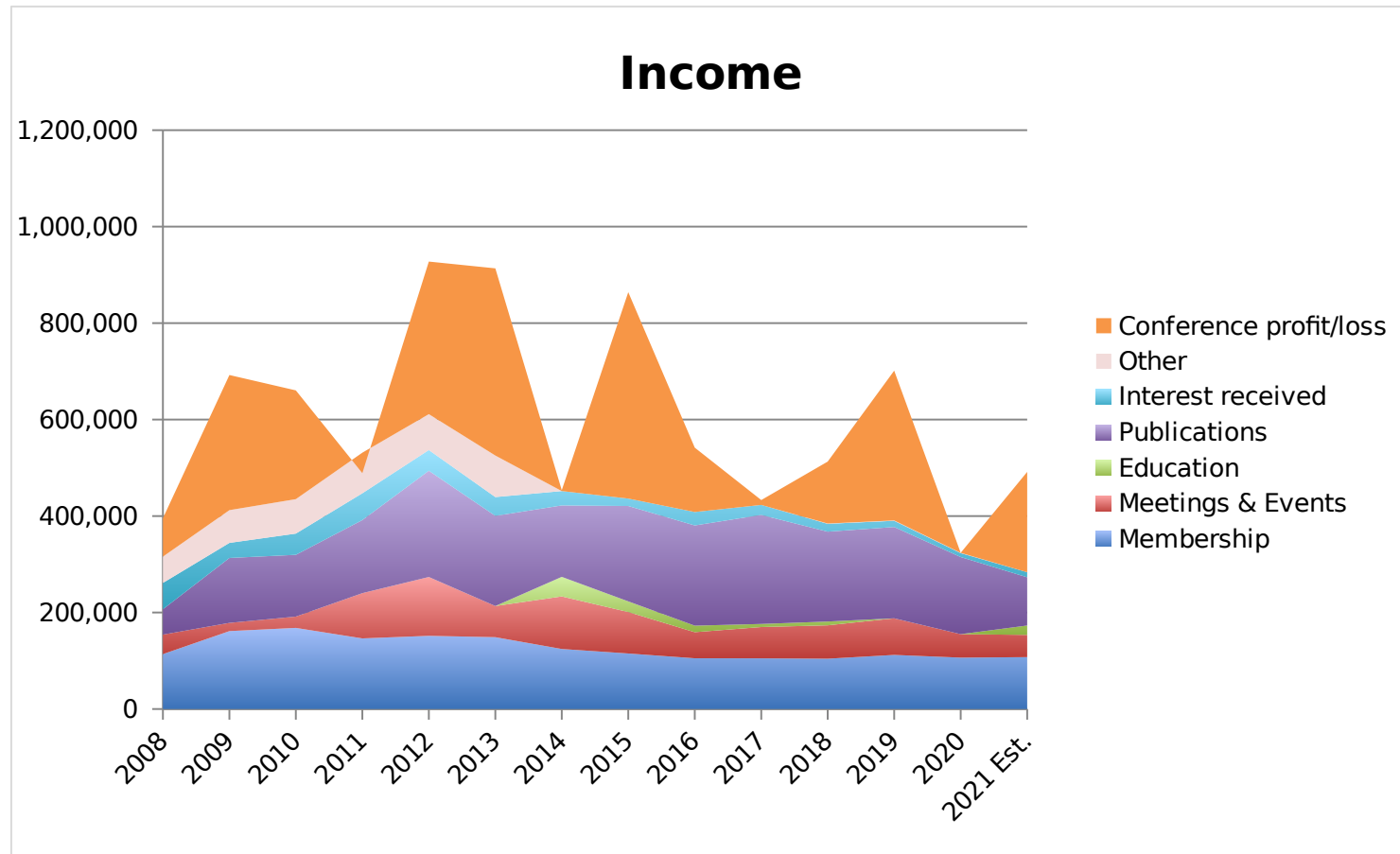
Income	2020	2019
Membership	106,355	111,947
Meetings & Event	48,685	76,019
Education	0	0
Publication	160,066	189,269
Conference	0	320,279
Interest	8,125	12,955
Other	468	781
Total Income	323,699	711,250

Expenditure	2020	2019
Membership	6,755	6,391
Meetings & Events	64,952	95,300
Education	2,856	6,424
Publication	71,926	65,215
Conference	0	10,000
Financial/Audit/Insur.	10,578	10,662
RF + Scholarships	45,654	53,241
Secretariat	87,095	109,169
Website	5,866	5,380
Other	5,186	20,465
Total Expenses	300,868	382,427

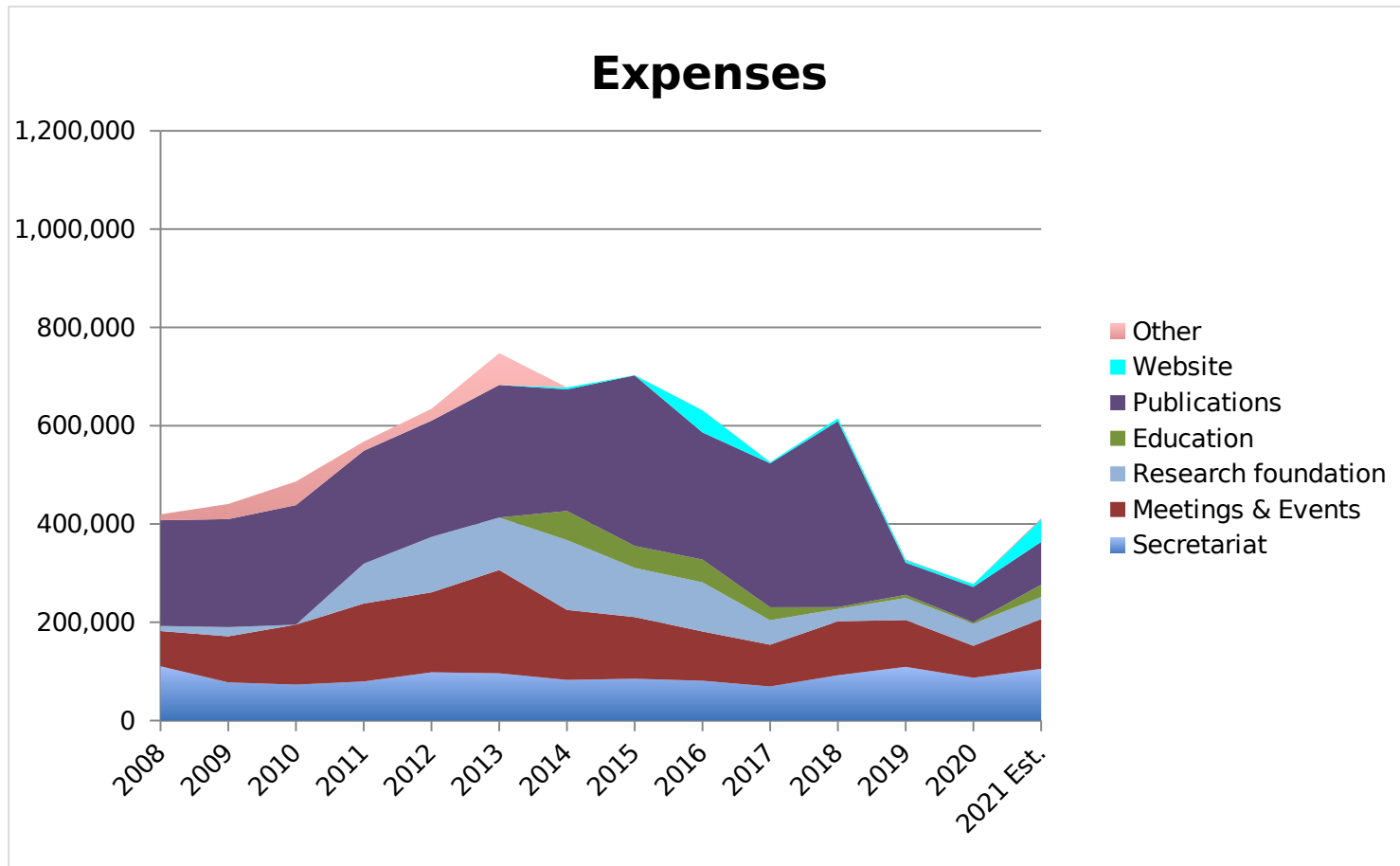
Profit/Loss	2020	2019
	22,831*	328,823

* Very good for a non-conference year

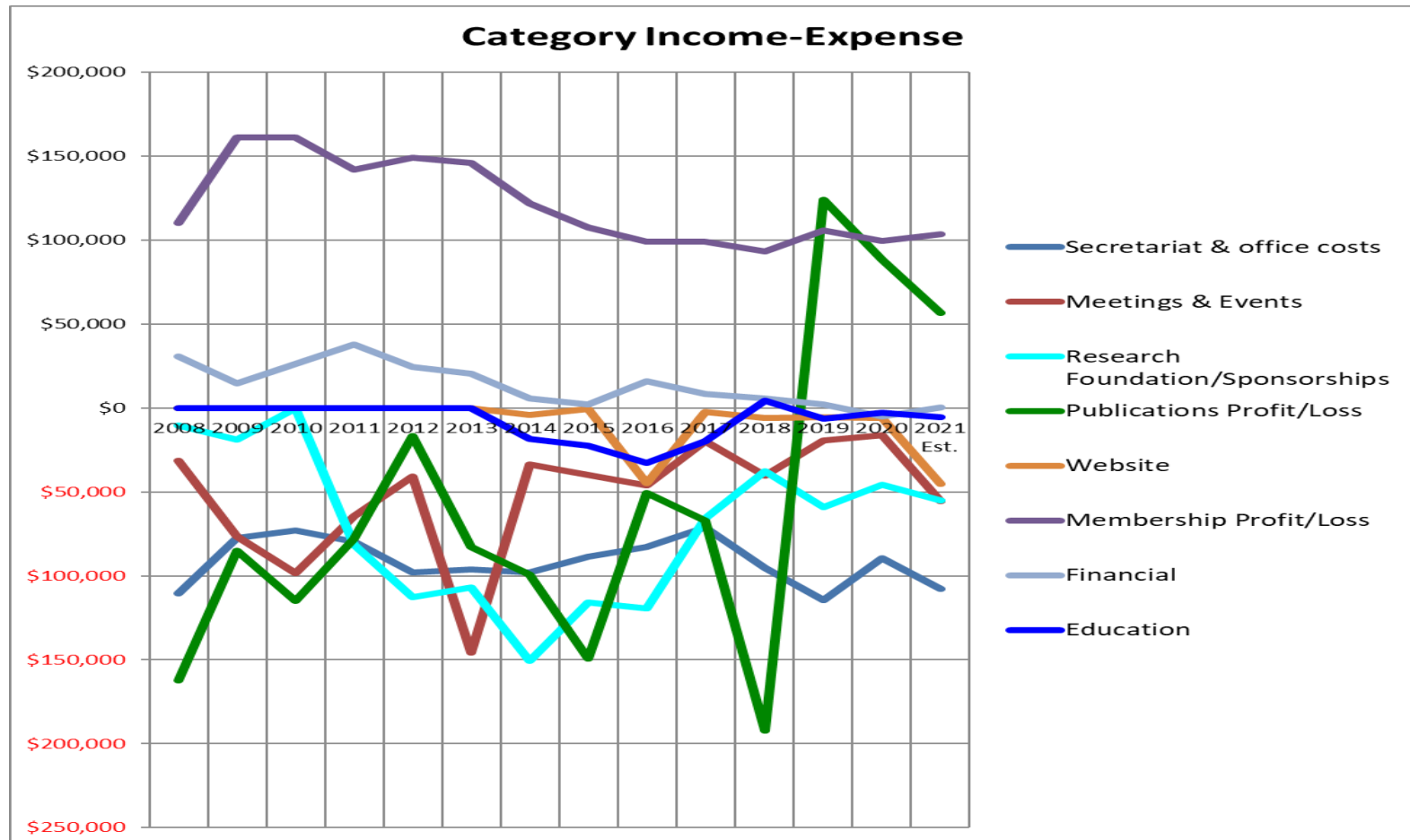
Income 2008-20



Expenses 2008-20



Profit/Loss by Category 2008-2021est.

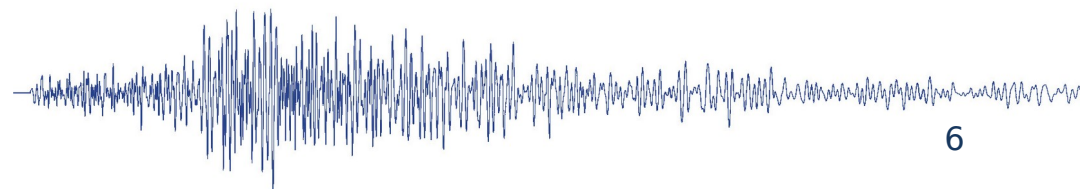


Annual Net by Main Activity 2016-2021est

Activity	2016	2017	2018	2019	2020	Est. 2021
Membership	\$98,014	\$98,936	\$93,449	\$105,556	\$99,600	\$103,400
Meetings/Events	-\$53,934	-\$19,887	-\$39,841	-\$19,281	-\$16,267	-\$55,470
Education	-\$34,831	-\$19,974	4,174	-\$6,424	-\$2,856	-\$5,500
Publications	-\$81,113	-\$66,957	-\$192,861	\$124,054	\$88,140	\$56,480
Conference	\$133,372	\$9,954	\$128,257	\$310,279	\$0	\$208,000*
Foundation/Sponsorship	-\$124,263	-\$65,918	-\$37,624	-\$59,119	-\$45,636	-\$55,000
Website	-\$44,832	-\$2,240	-\$6,061	-\$5,380	-\$5,866	-\$45,328
Financial	\$14,571	\$8,414	\$5,892	\$2,213	-\$5,173	\$200
Secretariat/Admin	-\$82,850	-\$71,310	-\$95,083	-\$114,335	-\$89,375	-\$107,700
Profit/Loss - Main	\$175,996	\$128,982	-\$139,126	\$337,563	\$22,567	\$99,082

* Subject to change, due to COVID-19

concerns/restrictions



Balance Sheet 2008-2021est.

