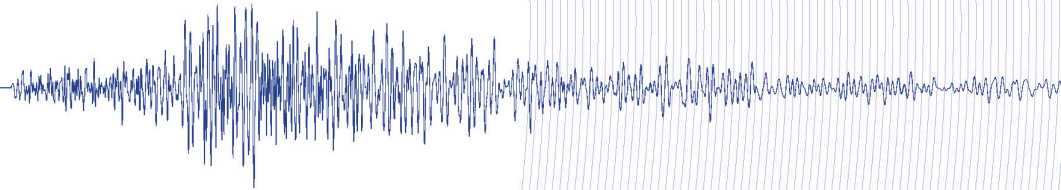




Australian Society of Exploration Geophysicists



Finance Update & Audit Report

2019 ASEG AGM

Audited Profit & Loss (accrual)*

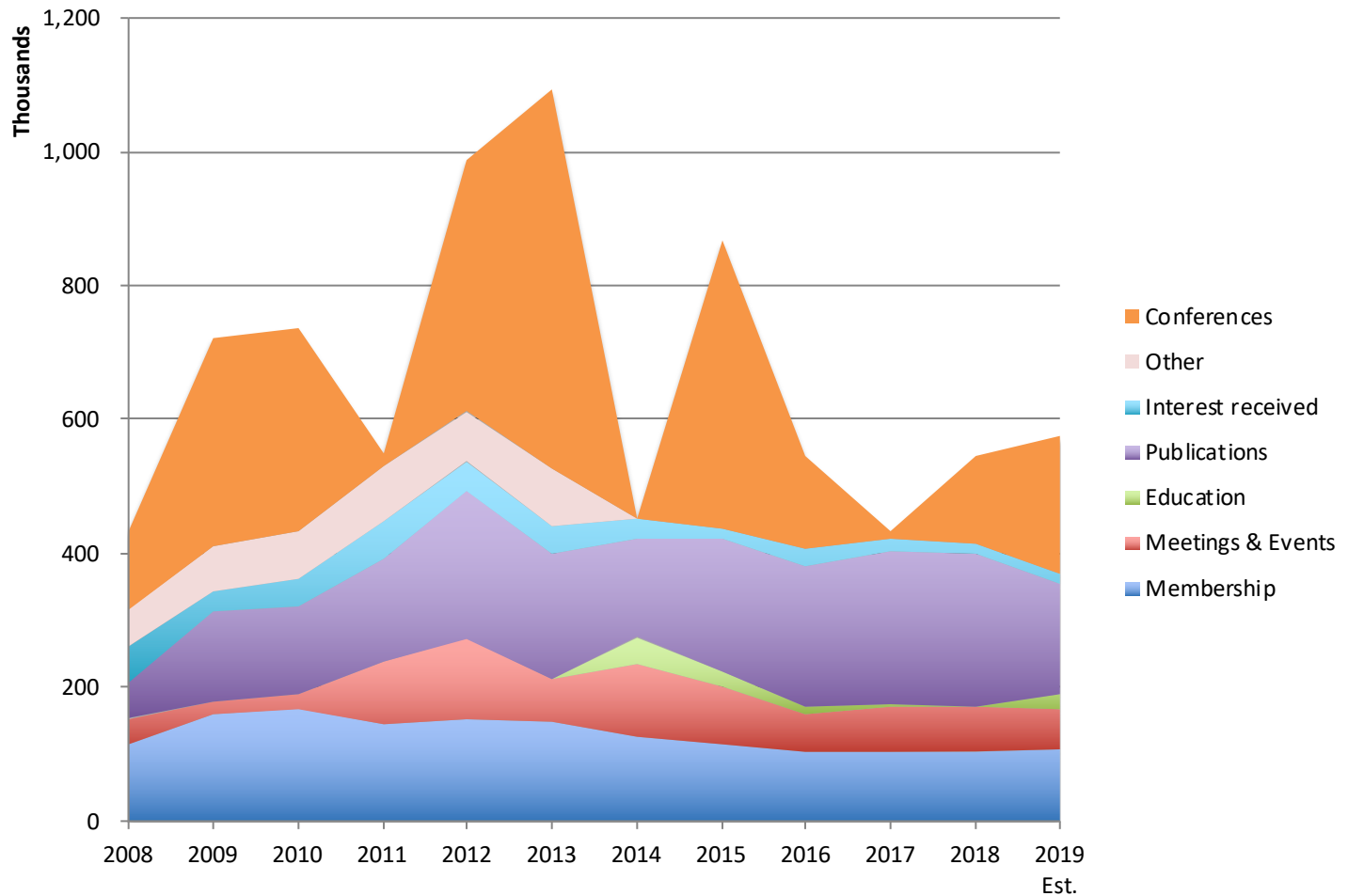
Income	2018	2017
Membership	104,112	104,915
Meetings & Event	68,665	64,949
Education	0	6,313
Publication	224,975	226,080
Conference	131,025	11,656
Interest	16,414	20,772
Total Income	545,191	434,685

Expenditure	2018	2017
Membership	5,265	5,979
Meetings	108,506	100,593
Education	3,795	26,287
Publication	417,836	293,037
Conference	2,768	1,702
Financial/Audit/Insur.	10,473	12,357
RF	25,000	50,000
Secretariat	88,000	71,311
Website	6,500	2,240
Other	9,311	14,118
Total Expenses	691,572	577,624

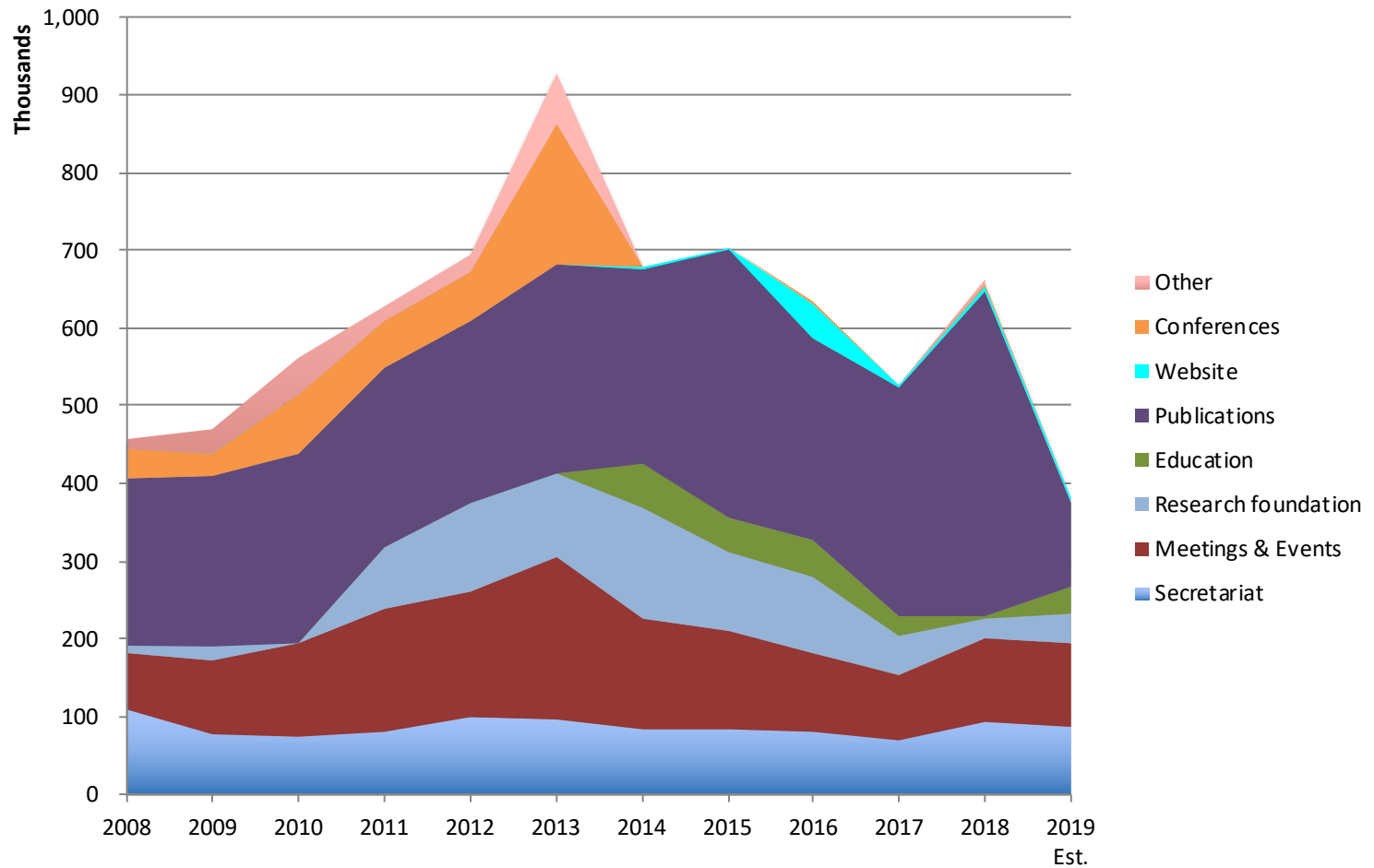
Profit/Loss	2018	2017
	-146,381	-142,939

* Pre-audit for 2018

Income 2008-18



Expenses 2008-18



Annual Net by Main Activity*

Activity	2015	2016	2017	2018	2019 (budget)
Membership	\$107,496	\$98,014	\$98,936	\$98,847	\$102,332
Meetings/Events	-\$53,744	-\$53,934	-\$19,887	-\$39,841	-\$49,250
Education	-\$22,453	-\$34,831	-\$19,974	-\$3,795	-\$12,000
Publications	-\$150,864	-\$81,113	-\$66,957	-\$192,861	\$56,763
Conference	\$427,914	\$133,372	\$9,954	\$128,257	\$206,500
Foundation/Sponsorship	-\$118,335	-\$124,263	-\$65,918	-\$37,624	-\$51,500
Website	-\$1,295	-\$44,832	-\$2,240	-\$6,061	-\$6,500
Financial	\$3,059	\$14,571	\$8,414	\$5,892	\$2,500
Secretariat/Admin	-\$88,773	-\$82,850	-\$71,310	-\$95,083	-\$89,800
Profit/Loss	\$103,004	-\$175,886	-\$128,982	-\$142,269	\$159,065

* Cash accounting basis – allocated to year incurred

Balance Sheet

Net Assets (Total Equity)

